



2022 - 2023  
ANNUAL REPORT



*Navigating*  
**GREATNESS**

**Mission Statement**

The mission of Riverscape Career Tech High School is to empower students by integrating rigorous classroom instruction with diverse pathways, relevant enrichment opportunities, unique educational experiences and by providing students a personalized quality education. Students will be given opportunities to develop essential life skills, certified occupational skills and meaningful employment skills and/or entrance into a higher education program in which they need to pursue life's goals. We will focus our resources to provide every child every chance to succeed.

**Sponsor Statement**

Buckeye Community Hope Foundation (BCHF) relies on multiple sources of data to evaluate the community school's performance including academic performance on national normed tests and academic scores published by the Department of Education & Workforce on the Local Report Card. In addition, BCHF conducts multiple onsite visits to the school throughout the year to ensure compliance with all Rule and Law, as well as, the sponsorship contract. Performance results for the school will be available for the 2022-2023 school year on the BCHF website [www.bchf.org](http://www.bchf.org) after November 30.



**Vision Statement**

Every Child Every Chance - our school creates a pathway to assist students in achieving their educational and personal goals leading to a fulfilling future within the greater community.



**School Administration**



**Victoria Carter**  
Principal  
Riverscape Career Tech High School  
401 E Third Street  
Dayton, Ohio 45402


**School Board**

**Joshua Nalls**  
President

**Tasha Millerton**  
Treasurer

**James Keys**  
Vice President

**Timothy McKinney**  
Director



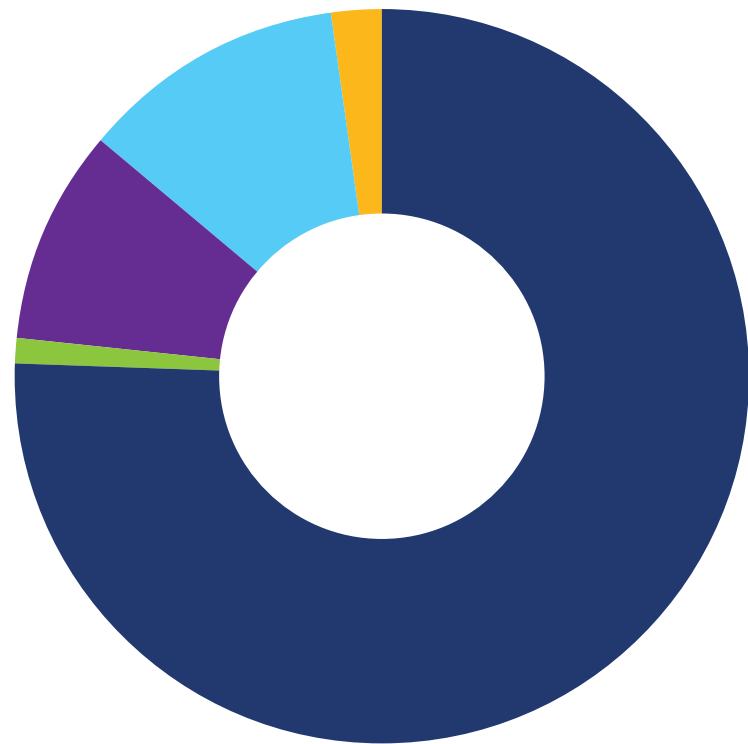
**Financial Statement**

FTE:.....	110.91
Total Operating Revenues:.....	\$1,713,275
Total Operating Expenditures: .....	\$1,905,386
Total Federal Grants:.....	\$358,085
Total Assets: .....	\$70,657
Total Liabilities: .....	\$297,923

*Presentation Excludes GASB 68  
Amounts Obtained From June 30, 2023 Board Financial Reports- Unaudited*

# Demographics

## Chart



Demographic Categories	Number of Students	%
● African American	72	75.79
● Asian/Pac. Islander	0	0
● Hispanic	1	1.05
● American Indian/Native Alaskan	0	0
● Multiracial	9	9.47
● White, Non-Hispanic	11	11.58
● Not Specified	2	2

# Attendance

## Rate

**69.6%**

# Achievement

## Highlights

The students of Riverscape Career Tech High School are exposed to dynamic academics and a career focus, as they earn industry credentials in a self-paced academic environment. The faculty and staff of Riverscape are preparing students for life. Riverscape students are "Navigating Greatness."

### Sports/Arts Programs

Riverscape promotes student wellness and a balanced school experience with the inclusion of art and sports. Students explore their creativity with varieties of art projects. 2022-2023 was the inaugural year of the Riverscape E-sports team.

### School Events

Riverscape engages stakeholders and elevates the experience for students by sponsoring the following events:

- Spirit Week
- RCA House Ceremonies
- Halloween Party
- Field Trip to Step Afrika! Performance
- Homecoming
- NCCJ Teen Summit Field Trip
- Senior Prom
- Year End Barbecue

### Positive School Culture

Providing a strong foundation for success, positive school culture sets the tone for student excellence. Riverscape has implemented several programs/events to promote a positive climate.

- The Ron Clark Academy House System
  - House Sorting Party
  - Holiday Party
- The Amazing Shake Competition
  - Riverscape Student - State Winner

### Community Partnerships

Riverscape forges positive community partnerships to create strong relationships, foster real-life work experiences, and provide additional wrap-around services for students and families. A list of school partnerships is as follows:

- Habitat for Humanity
- Buckeye Hope
- Global Salon

### Community Service Projects

The school promotes social awareness while instilling the mentality of empathy among students by participating in community service projects. During the 22-23 school year, the following projects were completed:

- RCT students created holiday cards for the homeless.
- A food drive was sponsored by the students.
- Construction students assisted at Habitat for Humanity.



**Academic Goals**

By 06/30/2026, Riverscape Career Tech High School will improve the performance of all students in all grades by demonstrating an increase of 50.60% in earning 18 EOC points, as evidenced by the State Report Card - Achievement Component.

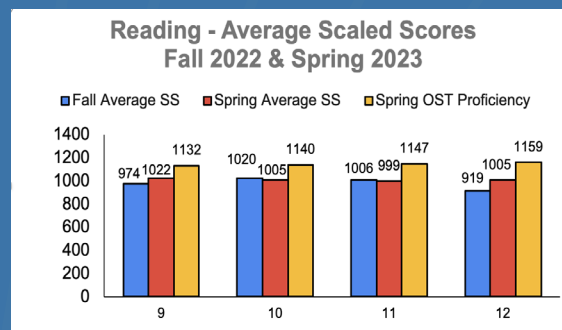
By 06/30/2026, Riverscape Career Tech High School will improve the performance of all students in all grades by increasing 12.80 % in attendance, as measured by the State Report Card.

By 06/30/2026, Riverscape Career Tech High School will improve the performance of all students in all grades by demonstrating an increase of 50.00 % in Graduation, as indicated on the State Report Card - Graduation Rate.

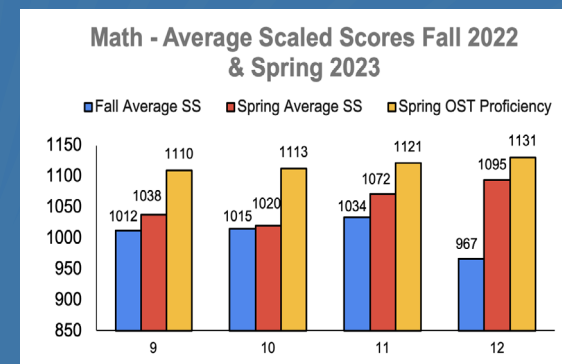
All students in all grades will increase 50.60 % in English Language Arts at/in Riverscape Career Tech High School by 06/30/2026, as measured by the State Report Card - Achievement Component.

**Academic Testing**

DCT	Fall	Spring	
Reading	Average SS	Average SS	OST Proficiency
9th	974	1022	1132
10th	1020	1005	1140
11th	1006	999	1147
12th	919	1005	1159



DCT	Fall	Spring	
Math	Average SS	Average SS	OST Proficiency
9th	1012	1038	1110
10th	1015	1020	1113
11th	1034	1072	1121
12th	967	1095	1131



**State Report Card**

**Ohio School Report Cards**  
Dayton Career Tech High School | School at a glance

**2022 - 2023 Report Card for Dayton Career Tech High School**  
Schools that receive the dropout prevention and recovery report card receive ratings for up to eight measures and four components.

**Achievement Component**  
The Achievement component, previously called the High School Test Passage Rate component, represents the number of students who meet applicable criteria on assessments that are required for graduation. **Does Not Meet Standards** Rating

**Graduation Rate**  
The Graduation Rate component looks at the percent of students who are successfully finishing high school with a diploma in four, five, six, seven or eight years. **Meets Standards** Rating

**Progress**  
The Progress component looks closely at the growth all students are making during the school year. **Exceeds Standards** Rating

**Gap Closing**  
This component shows how well schools are improving or meeting the performance expectations for all students in English language arts, math, graduation, and English language proficiency. **Meets Standards** Rating

**Graduation Rates**  
A Graduation rate is not calculated if there are not at least 10 students in the graduating class.  
30.8% of students graduated in 4 years  
0.0% of students graduated in 5 years  
20.0% of students graduated in 6 years  
0.0% of students graduated in 7 years  
0.0% of students graduated in 8 years  
16.7% is the weighted average of all graduation rates.

**4-Year Rating: Meets Standards**  
**5-Year Rating: Does Not Meet Standards**  
**6-Year Rating: Meets Standards**  
**7-Year Rating: Not Rated**  
**8-Year Rating: Not Rated**  
**Combined Rating: Meets Standards**

\*Dayton Career Tech High School dba as Riverscape Career Tech High School





401 E Third Street  
Dayton, Ohio 45402  
937-991-2130  
[www.riverscapeedu.org](http://www.riverscapeedu.org)



 **RiverscapeCareerTech**

